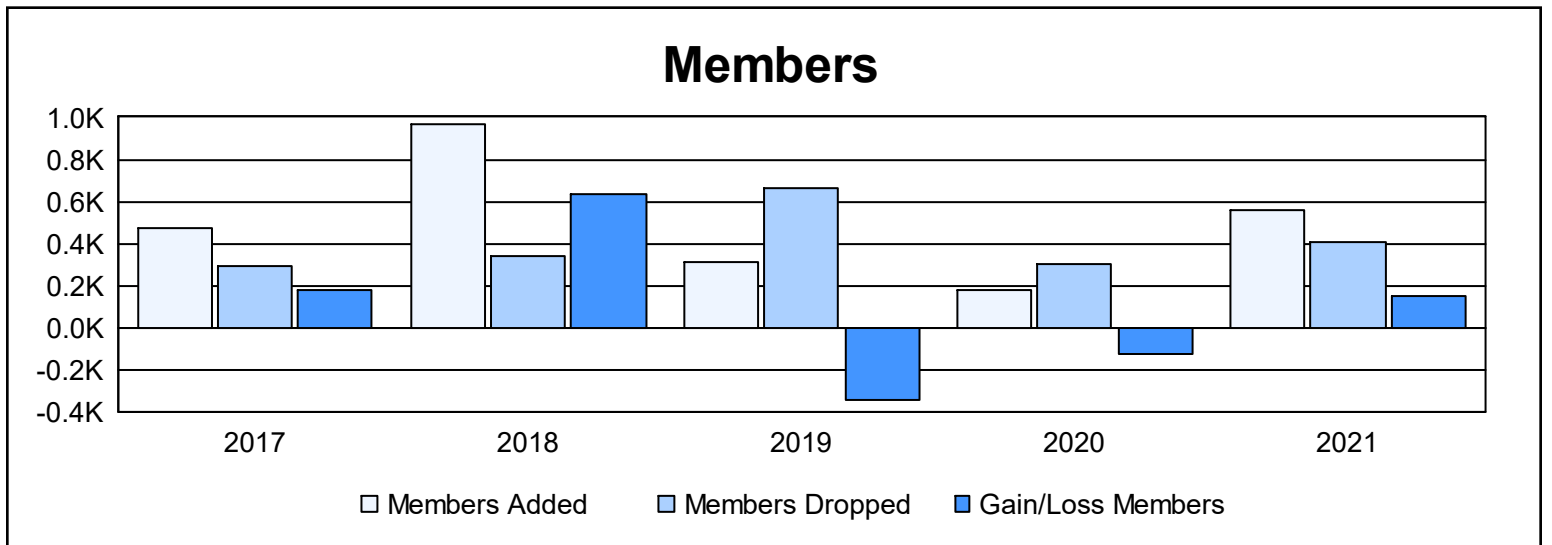
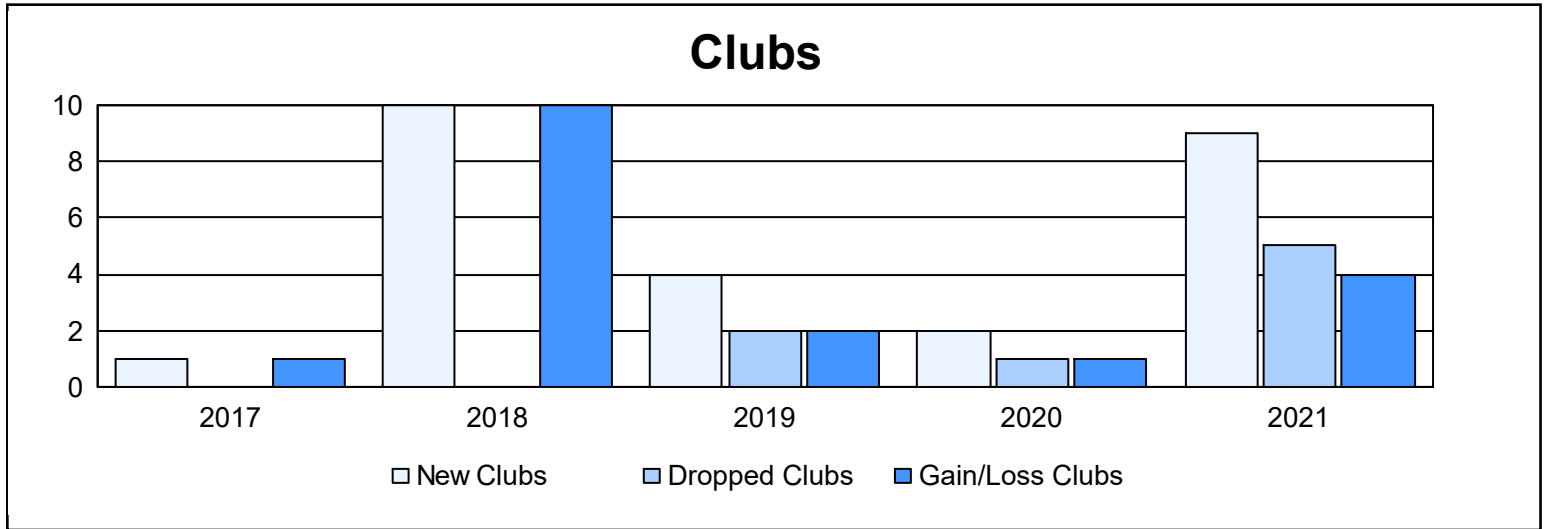
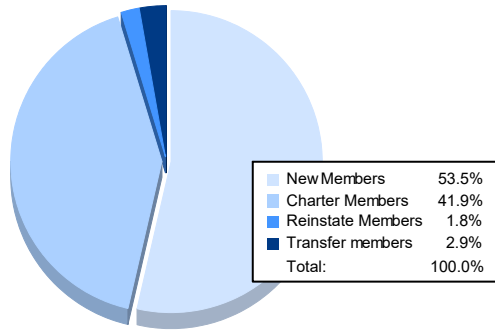


| Year | New Clubs | Dropped Clubs | Gain/ Loss Clubs | New Members | Charter Members | Reinstate Members | Transfer Members | Total Member Added | Total Members Dropped | Gain/ Loss Members |
|----------------|-----------|---------------|------------------|-------------|-----------------|-------------------|------------------|--------------------|-----------------------|--------------------|
| 2016-2017 | 1 | 0 | 1 | 411 | 30 | 17 | 12 | 470 | 288 | 182 |
| 2017-2018 | 10 | 0 | 10 | 635 | 304 | 9 | 18 | 966 | 335 | 631 |
| 2018-2019 | 4 | 2 | 2 | 162 | 113 | 30 | 8 | 313 | 662 | -349 |
| 2019-2020 | 2 | 1 | 1 | 93 | 57 | 13 | 11 | 174 | 298 | -124 |
| 2020-2021 | 9 | 5 | 4 | 300 | 235 | 10 | 16 | 561 | 410 | 151 |
| Average | 5 | 2 | 4 | 320 | 148 | 16 | 13 | 497 | 399 | 98 |



Membership Composition June 2021 Cumulative



Gender Composition June 2021 Cumulative

